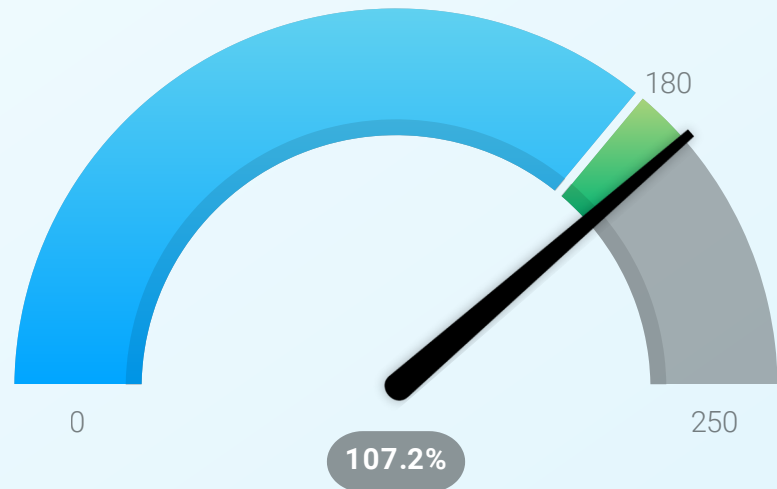


### TRAFFIC PROGRESS

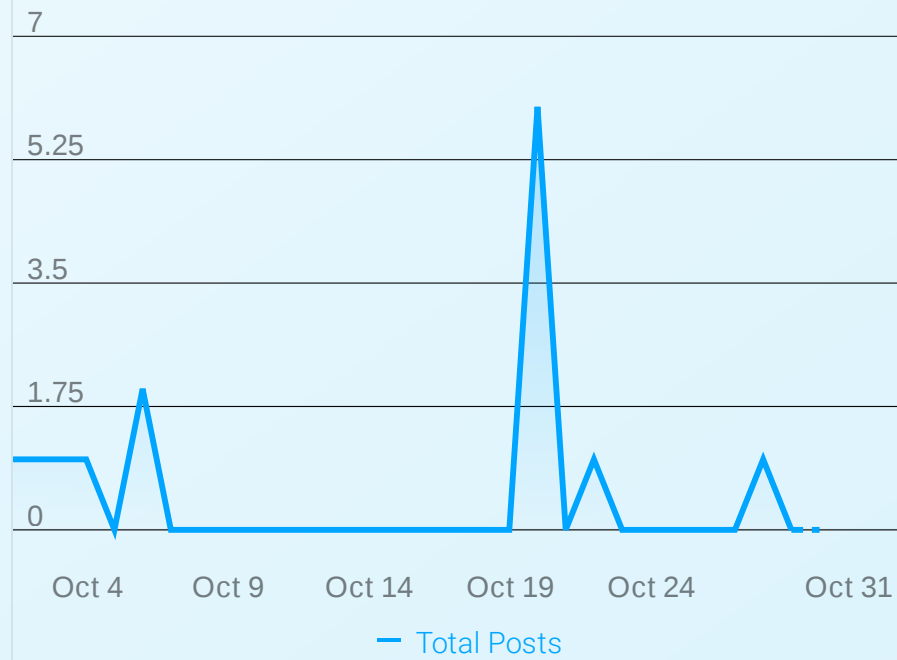
Last 4 weeks (Oct 4 - 31) ▾

193



### TOTAL POSTS Last 4 weeks (Oct 4 - 31) ▾

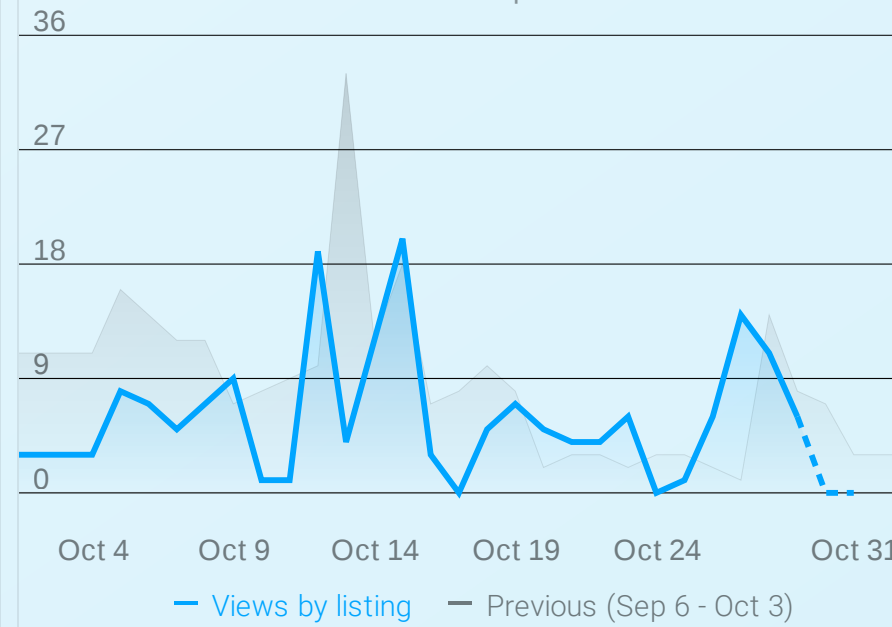
11



### TOTAL TRAFFIC Last 4 weeks (Oct 4 - 31) ▾

193

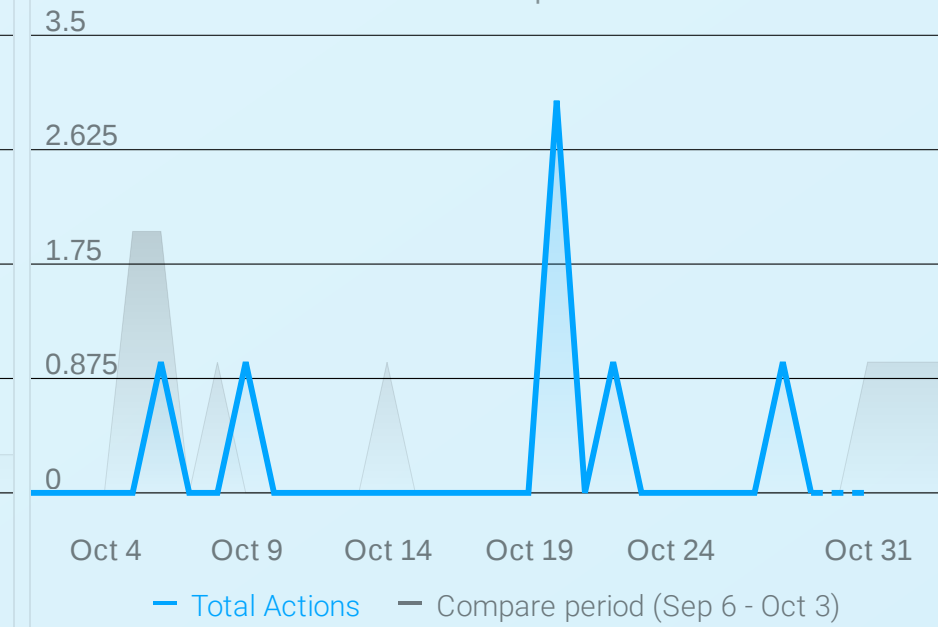
▼ 24% Compare: 255



### TOTAL ACTIONS Last 4 weeks (Oct 4 - 31) ▾

9

▼ 31% Compare: 13



### FB POSTS BY LIKES AND CLICKS

Last 4 weeks (Oct 4 - 31) ▾

#	NAME	LIKES	CLICKS
1	All set for the @illinoisdcfs pre-bid meeting! (2020-10-20)	1	1
2	300084520193307_15867286181 95551 (2020-10-06)	0	0

### POSTS BY MEDIUM Last 4 weeks ▾

Medium	Last 4 Weeks (incl. current)	Δ
Email Campaigns	0	
Tweets	1	0%
Facebook Posts	2	
Facebook Stories	5	▲ 67%
LinkedIn Updates	2	▼ 50%
IG Posts	1	
<b>TOTAL</b>	<b>11</b>	

### TRAFFIC BY MEDIUM Last 4 weeks ▾

Medium	Last 4 Weeks (incl. current)	Δ
Website Pageviews	118	▲ 37%
Google My Business Views	30	▲ 11%
Facebook Page Visits	15	▼ 86%
LinkedIn Pageviews	25	▼ 17%
IG Profile Visits	5	▲ 400%
<b>TOTAL</b>	<b>193</b>	

### ACTIONS BY MEDIUM Last 4 weeks ▾

Medium	Last 4 Weeks (incl. current)	Δ
Website Events	0	
Google My Business Actions	3	▲ 200%
Retweets	0	▼ 100%
FB Page Engagements	5	▲ 67%
LinkedIn Interactions	1	▼ 88%
IG Website Clicks	0	
<b>TOTAL</b>	<b>9</b>	

